




Rise & Recline

The original rise and recline

The Sandringham Pillow

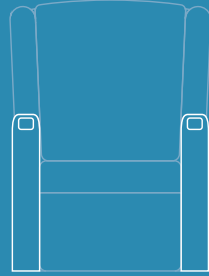
BESPOKE CHAIR RANGE

The Sandringham Riser Recliner Chair Arm Options




Scroll Arm

A Traditional scroll arm with 6 handmade pleats on each scroll (The most popular style)



Knuckle Arm

High quality polished wood knuckles for extra leverage and convenience. Available in 3 Frame finishes, Natural, Teak and Mahogany.



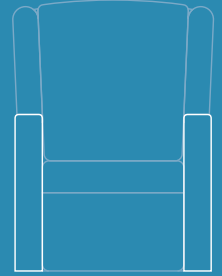
Contemporary L-Shape

An "L" shaped arm to give a larger surface area compared to the scroll arm



Art Deco Splayed Arm

Modern stylish flat tapered arm design complements most room settings



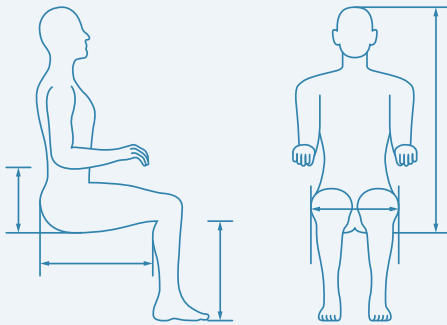
Square Arm

A modern square style arm to give a very modern look

MEDICAL CONDITIONS

The Sandringham Pillow back style with its modern flat back cushion is designed with three discrete zip access compartments which enable the construction to be tailored for specific personal comfort. Combined with the correct mechanism is an ideal option for anyone suffering back problems or osteoporosis.

Please ensure you seek the advice of a Rise & Recline trained person before making your mechanism selection.



Comfort – because it's made to fit your body shape

Control – because it's designed around your needs

Without Compromise – because you're investing in your wellbeing, independence and a beautiful piece of furniture

Rise & Recline is the only British Medical Device certified manufacturer making "made to measure bespoke furniture" for comfort & control, without compromise.

IMAGINE A CHAIR BUILT TO YOUR EXACT PHYSICAL REQUIREMENTS

Whether you have medical conditions which need to be factored in, or simply want the upmost in comfort, Rise & Recline chairs provide you with the ultimate solution – because it's designed for you.

- Rise & Recline unique 7 point fit & medical condition consultation
- Arm rests design options for added functionality and looks
- Rise and recliner mechanism options for near zero gravity relief

NOW IMAGINE A CHAIR THAT LOOKS EXACTLY AS YOU WANT IT TO

With an almost unlimited array of fabrics including leather, with a choice of styles that look great and support you better.

- Designed to suit your home and look exquisite
- Arm Caps and Head Cover in the same fabric
- Fabric protection options

THEN ADD IN SPECIAL FEATURES TO ASSIST OR ENHANCE YOUR COMFORT

With a variety of functional comfort options – combined with medical solutions to make things easier for you day to day.

- Integrated USB point
- Choice of massage functions
- Overhead, flexi-position, reading light
- Choice of pressure relief solutions
- Side transfer arm options for those with restricted mobility

A CHOICE OF WARRANTIES TO GIVE YOU TOTAL PEACE OF MIND

- Manufacturers warranty, this is 24 months warranty on the frame, mechanism and mechanics of the product and does not cover stains, fabric wear or tears.
- Staingard warranty is 5 year comprehensive care plan. It provides cover for your chair against stains and accidental damage. It also covers structural defects either not covered in, or exceeding the manufacturers 2 year warranty. Any Staingard policy purchased to insure a Rise & Recline product is an independent agreement between the customer and Staingard.



Rise & Recline

The original rise and recline

The Sandringham Pillow

BESPOKE CHAIR RANGE



KEY BENEFITS OF THE SANDRINGHAM RISER RECLINER CHAIR

Made to Measure – because your comfort needs are unique
Huge Range of Fabrics – including healthcare options
Range of Movements – to suit comfort and wellbeing
Plus Size – Rise and Recline chairs up to 70 stone
Options and Accessories – making life easier
VAT Exemption – If you have a .Gov listed medical condition
Matching Sofas & Other Chairs – If you need a matching suite
 Rise & Recline can upholster multiple items to compliment your room.


RISE RECLINER MOVEMENTS AVAILABLE

The mechanics of the movements can provide added comfort for some medical conditions, however they can also pose a potential risk to health if a condition undeclared or selected without the professional guidance.

- Single Motor Wall-Hugger
- Single Motor Tilt-in-Space
- Dual Motor Tilt-in-Space
- Dual Motor Standard
- Heavy duty options available (up to 70 stones)

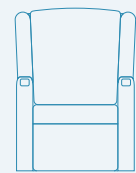
ALL RISE & RECLINE CHAIRS ARE PRODUCED TO A STANDARD SPECIFICATION THAT INCLUDES THE FOLLOWING FOR HYGIENE, SAFETY OR COMFORT:

- All back styles are Velcro and able to be adjusted
- Zipped cushions for ease of access
- Winged backs
- Full seat duvet
- 2 pockets
- Handset holding loop
- Emergency lowering pack
- Castors




SCROLL ARM

A Traditional scroll arm with 6 handmade pleats on each scroll (The most popular style). The scroll arm is also available with a removable option to suit wheelchair access.



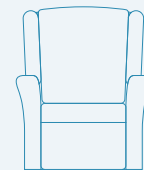
KNUCKLE ARM

A straight wooden knuckle arm is ideal for people looking for something solid to hold on to while getting out the chair (Available in Natural, Teak & Mahogany).



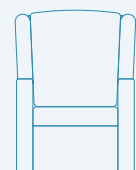
CONTEMPORARY L-SHAPE ARM

An "L" shaped arm to give a larger surface area compared to the scroll arm.



ART DECO SPLAYED ARM

Modern stylish flat tapered arm design complements most room settings



SQUARE ARM

A modern square style arm to give a very modern look.